

Unit, Fractions - Classification of unit system

**Necessity**

All physical quantities are to be measured in terms of standard quantities.

**Unit**

A unit is defined as a standard or fixed quantity of one kind used to measure other quantities of the same kind.

**Classification**

Fundamental units and derived units are the two classifications.

**Fundamental units**

Units of basic quantities of length, mass and time.

**Derived units**

Units which are derived from basic units and bear a constant relationship with the fundamental units. E.g. area, volume, pressure, force etc.

**Systems of units**

- F.P.S system is the British system in which the basic units of length, mass and time are foot, pound and second respectively.
- C.G.S system is the metric system in which the basic units of length, mass and time are centimeter, gram and seconds respectively.
- M.K.S system is another metric system in which the basic units of length, mass and time are metre, kilogram and second respectively.
- S.I. units are referred to as Systems International units which is again of metric and the basic units, their names and symbols are as follows.

Fundamental units and derived units are the two classifications of units.

Length, mass and time are the fundamental units in all the systems (i.e) F.P.S, C.G.S, M.K.S and S.I. systems.

**Example**

**Length:** What is the length of copper wire in the roll, if the roll of copper wire weighs 8kg, the dia of wire is 0.9cm and the density is 8.9 gm/cm<sup>3</sup>?

**Solution**

mass of copper wire in the roll = 8kg (or)8000grams

Dia of copper wire in the roll = 0.9cm

Density of copper wire = 8.9 gm/cm<sup>3</sup>

Area of cross section of copper wire

$$= \frac{\pi d^2}{4} = \frac{\pi \times (0.9^2)}{4} = 0.636cm^2$$

Volume of copper wire

$$= \frac{\text{Mass of copper wire}}{\text{Density of copper wire}} = \frac{8000\text{grams}}{8.9 \text{ gm/cm}^3} = 898.88cm^3$$

Length of copper wire

$$= \frac{\text{Volume of copper wire}}{\text{Area of cross section of copper wire}} = \frac{898.88cm^3}{0.636cm^2} = 1413.33 \text{ cm}$$

Length of copper wire = 1413cm.

**Time:** The S.I. unit of time, the second, is another base units of S.I., it is defined as the time interval occupied by a number of cycles of radiation from the calcium atom. The second is the same quantity in the S.I. in the British and in the U.S. systems of units.

**Fundamental units of F.P.S, C.G.S, M.K.S and S.I**

S.No.	Basic quantity	British units		Metric units				International units	
		F.P.S	Symbol	C.G.S	Symbol	M.K.S	Symbol	S.I Units	Symbol
1	Length	Foot	ft	Centimetre	cm	Metre	m	Metre	m
2	Mass	Pound	lb	Gram	g	Kilogram	kg	Kilogram	Kg
3	Time	Second	s	Second	s	Second	s	Second	s
4	Current	Ampere	A	Ampere	A	Ampere	A	Ampere	A
5	Temperature	Fahrenheit	°F	Centigrade	°C	Centigrade	°C	Kelvin	K
6	Light intensity	Candela	Cd	Candela	Cd	Candela	Cd	Candela	Cd

## Unit, Fractions - Fundamental and Derived units F.P.S, C.G.S, M.K.S and SI units

Derived units of F.P.S, C.G.S, M.K.S and SI system

S.No	Physical quantity	British units		Metric units				International units	
		FPS	Symbol	CGS	Symbol	MKS	Symbol	SIUnits	Symbol
1	Area	Square foot	ft <sup>2</sup>	Square centimetre	cm <sup>2</sup>	Square metre	m <sup>2</sup>	Square metre	m <sup>2</sup>
2	Volume	Cubic foot	ft <sup>3</sup>	Cubic centimetre	cm <sup>3</sup>	Cubic metre	m <sup>3</sup>	Cubic metre	m <sup>3</sup>
3	Density	Pound per cubic foot	lb/ft <sup>3</sup>	Gram per cubic centimetre	g/cm <sup>3</sup>	Kilogram per cubic metre	kg/m <sup>3</sup>	Kilogram per cubic metre	Kg/m <sup>3</sup>
4	Speed	Foot per second	ft/s	Centimetre per second	cm/sec	Metre per second	m/sec	Metre per second	m/sec
5	Velocity (linear)	Foot per second	ft/s	Centimetre per second	cm/sec	Metre per second	m/sec	Metre per second	m/sec
6	Acceleration	Foot per square second	ft/s <sup>2</sup>	Centimetre per square second	cm/sec <sup>2</sup>	Metre per square second	m/sec <sup>2</sup>	Metre per square second	m/sec <sup>2</sup>
7	Retardation	Foot per square Second	ft/s <sup>2</sup>	Centimetre per square second	cm/sec <sup>2</sup>	Metre per square second	m/sec <sup>2</sup>	Metre square second	m/sec <sup>2</sup>
8	Angular velocity	Degree per second	Deg/sec	Radian per second	rad/sec	Radian per second	rad/sec	Radian per second	rad/sec
9	Mass	Pound (slug)	lb	Gram	g	Kilogram	kg	Kilogram	kg
10	Weight	Pound	lb	Gram	g	Kilogram weight	kg	Newton	N
11	Force	Pounds	lbf	dyne	dyn	Kilogram force	kgf	Newton	N(kgm/sec <sup>2</sup> )
12	Power	Foot pound per second	ft. lb/sec	Gram.centimetre/sec	g.cm/sec	kilogram metre per second	kg.m/sec	-	-
		Horse power	hp	Erg per second		watt	W	watt	W(J/sec)
13	Pressure, Stress	Pound per square inch	lb/in <sup>2</sup>	Gram per square centimetre	g/cm <sup>2</sup>	Kilogram per square metre	kg/m <sup>2</sup>	Newton per square metre	N/m <sup>2</sup>
14	Energy, Work	Foot.pound	ft.lb	Gram centimetre	g.cm	Kilogram metre	kg.m	joule	J(Nm)
15	Heat	British thermal unit	BTU	calorie	Cal	joule	J	joule	J(Nm)
16	Torque	Pound force foot	lbf.ft	Newton millimetre	N mm	Kilogram metre	kg.m	Newton metre	Nm
17	Temperature	Degree Fahrenheit	°F	Degree Centigrade	°C	Kelvin	K	Kelvin	K

## Unit, Fractions - Measurement units and conversion

## Units and abbreviations

Quantity	Units	Abbreviation of unit
Calorific value	kilojoules per kilogram	kJ/kg
Specific fuel consumption	kilogram per hour per newton	kg/hr/N
Length	millimetre, metre, kilometre	mm, m, km
Mass	kilogram, gram	kg, g
Time	seconds, minutes, hours	s, min, h
Speed	centimetre per second, metre per second kilometre per hour, miles per hour	cm/s, m/s km/h, mph
Acceleration	metre-per-square second	m/s <sup>2</sup>
Force	newtons, kilonewtons	N, kN
Moment	newton-metres	Nm
Work	joules	J
Power	horsepower, watts, kilowatts	Hp, W, kW
Pressure	newton per square metre kilonewton per square metre	N/m <sup>2</sup> kN/m <sup>2</sup>
Angle	radian	rad
Angular speed	radians per second radians-per-square second revolutions per minute revolutions per second	rad/s rad/s <sup>2</sup> Rpm rev/s

## Decimal multiples and parts of unit

Decimal power	Value	Prefixes	Symbol	Stands for
10 <sup>12</sup>	1000000000000	tera	T	billion times
10 <sup>9</sup>	1000000000	giga	G	thousand millintimes
10 <sup>6</sup>	1000000	mega	M	million times
10 <sup>3</sup>	1000	kilo	K	thousand times
10 <sup>2</sup>	100	hecto	h	hundred times
10 <sup>1</sup>	10	deca	da	ten times
10 <sup>-1</sup>	0.1	deci	d	tenth
10 <sup>-2</sup>	0.01	centi	c	hundredth
10 <sup>-3</sup>	0.001	milli	m	thousandth
10 <sup>-6</sup>	0.000001	micro	μ	millionth
10 <sup>-9</sup>	0.000000001	nano	n	thousand millionth
10 <sup>-12</sup>	0.000000000001	pico	p	billionth

**SI units and the British units:**

Quantity	SI unit → British unit	British unit → SI unit
Length	1 m = 3.281 ft 1 km = 0.621 mile	1 ft = 0.3048 m 1 mile = 1.609 km
Speed	1 m/s = 3.281 ft/s 1 km/h = 0.621 mph	1 ft/s = 0.305 m/s 1 mph = 1.61 km/h
Acceleration	1 m/s <sup>2</sup> = 3.281 ft/s <sup>2</sup>	1 ft/s <sup>2</sup> = 0.305 m/s <sup>2</sup>
Mass	1 kg = 2.205 lb	1 lb = 0.454 kg
Force	1 N = 0.225 lbf 1 MN	1 lbf = 4.448 N 1 million newtons
Torque	1 Nm = 0.738 lbf ft	1 lbf ft = 1.355 Nm
Pressure	1 N/m <sup>2</sup> = 0.000145 lbf/in <sup>2</sup> 1 Pa = 1 N/m <sup>2</sup> 1 bar = 14.5038 lbf/in <sup>2</sup>	1 lbf/in <sup>2</sup> = 6.896 kN/m <sup>2</sup> 1 lbf/in <sup>2</sup> = 6.895 kN/m <sup>2</sup>
Energy, work	1 J = 0.738 ft lbf 1 J = 0.239 calorie 1 kJ = 0.948 BTU (1 therm = 100 000 BTU) 1 kJ = 0.526 CHU	1 ft lbf = 1.355 J 1 calorie = 4.186 J 1 BTU = 1.055 kJ 1 CHU = 1.9 kJ
Power	1 kW = 1.34 hp	1 hp = 0.7457 kW
Fuel consumption	1 km/L = 2.82 mile/gallon	1 mpg = 0.354 km/L
Specific fuel consumption	1 kg/kWh = 1.65 lb/bhp h 1 litre/kWh = 1.575 pt/bhp h	1 lb/bhp h = 0.606 kg/kWh 1 pt/bhp h = 0.631 litre/kWh
Calorific value	1 kJ/kg = 0.43 BTU/lb 1 kJ/kg = 0.239 CHU/lb	1 BTU/lb = 2.326 kJ/kg 1 CHU/lb = 4.188 kJ/kg

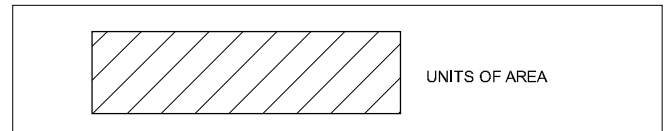
### Prefixes for decimal multiples and submultiples

Use	
1 Megapascal	= 1 MPa = 1000000 Pa
1 Kilowatt	= 1 kW = 1000 W
1 Hectolitre	= 1 hL = 100 L
Decanewton	= 1 daN = 10 N
Decimetre	= 1 dm = 0.1 m
1 Centimetre	= 1 cm = 0.01 m
1 Millimetre	= 1 mm = 0.001 m
1 Micrometre	= 1 $\mu$ m = 0.000001 m

### Conversion factors

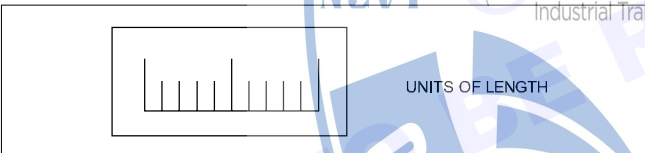
1 inch	= 25.4 mm
1 mm	= 0.03937 inch
1 metre	= 39.37 inch
1 micron	= 0.00003937"
1 kilometre	= 0.621 miles
1 pound	= 453.6g
1 kg	= 2.205 lbs
1 metric ton	= 0.98 ton

### Units of area



Square millimetre	1 mm <sup>2</sup>	
Square centimetre	1 cm <sup>2</sup>	= 100 mm <sup>2</sup>
Square decimetre	1 dm <sup>2</sup>	= 100 cm <sup>2</sup>
Square metre	1 m <sup>2</sup>	= 100 dm <sup>2</sup>
Are	1 a	= 100 m <sup>2</sup>
Hectare	1 ha	= 100 a
Square kilometre	1 km <sup>2</sup>	= 100 ha
Square inch	1 sq.in	= 6.45 cm <sup>2</sup>
Square foot	1 sq.ft	= 0.093 m <sup>2</sup>
Square yard	1 sq.yd	= 0.84 m <sup>2</sup>
Square metre	1 m <sup>2</sup>	= 10.76 ft <sup>2</sup>
Acre	1	= 40.5 a
1 Acre	= 100 cent	1 Hectare = 2.47 acres
1 Cent = 436 Sq. ft.		1 acre = 0.4047 Hec tare
1 Ground = 2400 Sq.ft.		1 Hectare = 10000 sq. metre

### Units of physical quantities



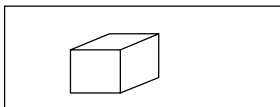
### Units of length

Micron	1 $\mu$	= 0.001 mm
Millimetre	1 mm	= 1000 $\mu$
Centimetre	1 cm	= 10 mm
Decimetre	1 dm	= 10 cm
Metre	1 m	= 10 dm
Kilometre	1 km	= 1000 m
Inch	1"	= 25.4 mm
Foot	1'	= 0.305 m
Yard	1 Yd	= 0.914 m
Nautical mile	1 NM	= 1852 m
Geographical mile	1	= 1855.4 m

### Units of weight



Milligram - force	1 mgf	
Gram-force	1 gf	= 1000 mgf
Kilogram-force	1 kgf	= 1000 gf
Tonne	1 t	= 1000 kgf
Ounce	1	= 28.35 gf
Pound	1 lbs	= 0.454 kgf
Long ton	1	= 1016 kgf
Short ton	1	= 907 kgf

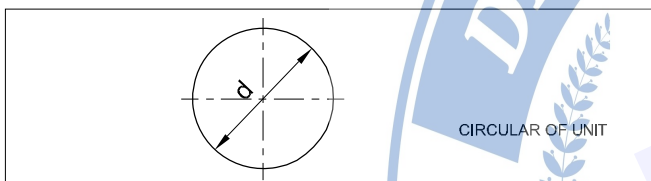


**UNITS OF VOLUME AND CAPACITY**

**Units of volume and capacity**

Cubic millimetre	1 mm <sup>3</sup>	
Cubic centimetre	1 cm <sup>3</sup>	= 1000 mm <sup>3</sup>
Cubic decimetre	1 dm <sup>3</sup>	= 1000 cm <sup>3</sup>
Cubic metre	1 m <sup>3</sup>	= 1000 dm <sup>3</sup>
Litre	1 l	= 1 dm <sup>3</sup>
Hectolitre	1 hl	= 100 l
Cubic inch	1 cu. in	= 16.387 cm <sup>3</sup>
Cubic foot	1 cu. ft	= 28317 cm <sup>3</sup>
Gallon (British)	1 gal	= 4.54 l
1 cubic metre	1 m <sup>3</sup>	= 1000 litres
1000 Cu.cm	1000 cm <sup>3</sup>	= 1 litre
1 cubic foot	1 ft <sup>3</sup>	= 6.25 Gallon
1 litre	1lt	= 0.22 Gallon

**Circular Unit**



CIRCULAR OF UNIT

**Radian**

**Relationship between Radian and Degree**

$$1 \text{ Radian} = \frac{180^\circ}{\pi}$$

$$180^\circ = \pi \text{ Radian};$$

$$1 \text{ Degree} = \frac{\pi}{180} \text{ Radian}$$

**Pressure**

Pascal	1 Pa	= 1 N/m <sup>2</sup>	1 atm	= 101325 Pa
Bar	1 bar = 10N/cm <sup>2</sup>	= 100000 Pa–Torr	1 torr	= $\frac{101325}{760} \approx 133.32 \text{ pa}$
Atmosphere	1 atm	= 1 kgf/cm <sup>2</sup>	1 kgf/cm <sup>2</sup>	= 735.6 mm of mercury

**TEMPERATURE**

Scale	Freezing point	Boiling point
Centigrade (°C)	0°C	100°C
Fahrenheit (°F)	32°F	212°F
Kelvin (K)	273K	373K
Reaumur (°R)	0°R	80°R

**TEMPERATURE**



$$\frac{^\circ\text{R}}{80} = \frac{^\circ\text{C}}{100} = \frac{\text{K} - 273}{100} = \frac{^\circ\text{F} - 32}{180}$$

**Work**



**WORK**

Kilogram-force	1 kgfm	= 9.80665 J
Metre	1 kgfm	= 9.80665 Ws
Joule	1 J	= 1 Nm
Watt-second	1 Ws	= 0.102 kgfm
Kilowatt hour	1 kWh	= 3.6 x 10 <sup>6</sup> J
		= 859.8456 kcal <sub>IT</sub>
I.T.Kilocalorie	1 kcal <sub>IT</sub>	= 426.kgfm

**Power**



**POWER**

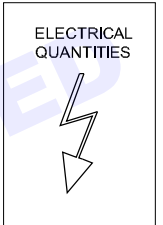
Kilogram-force metre/second		
1 kgfm/s	= 9.80665 W	
Kilowatt	1 kW = 1000 W = 1000 J/s	
	= 102 kgfm/s (approx.)	
Metric horse power	1 HP = 75 kgfm/s	
	= 0.736 kW	
1 Calorie	= 4.187J	
I.T.Kilocalorie/hour	= 1 kcal <sub>IT/h</sub> = 1.163 W	

## FORCE

<b>Force</b>	In C.G.S. System : Force (Dyne) = Mass (gm) X Acceleration (cm/sec <sup>2</sup> )
	In F.P.S. System : Force (Poundal) = Mass (lb) X Acceleration (ft./sec <sup>2</sup> )
	In M.K.S System : Force (Newton) = Mass (Kg) x Acceleration (mtr./sec <sup>2</sup> )
1 Dyne	= 1 gm x 1 cm/sec <sup>2</sup>
1 Poundal	= 1 lb x 1 ft/sec <sup>2</sup>
1 Newton	= 1 kg x 1 mtr/sec <sup>2</sup> = 10 <sup>5</sup> dynes
1gm weight	= 981 Dynes
1 lb weight	= 32 Poundals
1 kg weight	= 9.81 Newtons

## ELECTRICAL QUANTITIES

V	Electric potential	V	Volt	V(W/A)
E	Electromotive force	V	Volt	V(W/A)
I	Electric current	A	Ampere	A
R	Electric resistance	$\Omega$	Ohm	$\Omega$ (V/A)
e	Specific resistance	$\Omega$ m	Ohm metre	Vm/A
G	Conductance	$\Omega^{-1}$	Siemens	S



### Assignment - Answer the following question.

- Convert 320 kilometres into miles \_\_\_\_\_
- Convert 16 tons into kilograms \_\_\_\_\_
- Convert 40 inches into centimetres \_\_\_\_\_
- Convert 8 metres into feet \_\_\_\_\_
- Convert 2.5 gallons into litres \_\_\_\_\_
- Convert 5 litres into gallons \_\_\_\_\_
- 120°C = \_\_\_\_\_ °F.
- Expand the abbreviations of the following
  - N/m<sup>2</sup>
  - RPM
- Convert the following S.I. units as required.
  - Length
    - 3.4 m = \_\_\_\_\_ mm
    - 10.2 km = \_\_\_\_\_ mile
  - Mass
    - 650 g = \_\_\_\_\_ kg
    - 120 mg = \_\_\_\_\_ g
  - Force
    - 1.2 N = \_\_\_\_\_ kg
    - 25 kg = \_\_\_\_\_ N
  - Work, energy, amount of heat
    - 120 KJ = \_\_\_\_\_ J
    - 300 wh = \_\_\_\_\_ kwh
  - Power
    - 0.2 kW = \_\_\_\_\_ W
    - 350 W = \_\_\_\_\_ kW
  - Convert as required.
    - 5 N = \_\_\_\_\_ KN

Unit, Fractions - Factors, HCF, LCM and problems

Prime Numbers and whole Numbers

Factor

A factor is a small number which divides exactly into a bigger number.e.g.

To find the factors of 24, 72, 100 numbers

$$24 = 2 \times 2 \times 2 \times 3$$

$$72 = 2 \times 2 \times 2 \times 3 \times 3$$

$$100 = 2 \times 2 \times 5 \times 5$$

The numbers 2,3,5 are called factors.

Definition of a prime factor

Prime factor is a number which divides a prime number into factors.e.g.

$$57 = 3 \times 19$$

The numbers 3 and 19 are prime factors.

They are called as such, since 3 & 19 also belong to prime number category.

Definition of H.C.F

The Highest Common Factor

The H.C.F of a given group of numbers is the highest number which will exactly divide all the numbers of that group.e.g.

To find the H.C.F of the numbers 24, 72, 100

$$24 = 2 \times 2 \times 2 \times 3$$

$$72 = 2 \times 2 \times 2 \times 3 \times 3$$

$$100 = 2 \times 2 \times 5 \times 5$$

The factors common to all the three numbers are

$$2 \times 2 = 4. \text{ So HCF} = 4.$$

Definition of L.C.M

Lowest common multiple

The lowest common multiple of a group of numbers is the smallest number that will contain each number of the given group without a remainder.e.g.

- Factorise the following numbers

$$7, 17, 20, 66, 128$$

7, 17 - These two belong to Prime numbers. Hence no factor except unity and itself.

$$\begin{array}{r|l} 2 & 20 \\ 2 & 10 \\ & 5 \end{array}$$

Factors of 20 =  $2 \times 2 \times 5$

$$\begin{array}{r|l} 2 & 66 \\ 3 & 33 \\ & 11 \end{array}$$

Factors of 66 =  $2 \times 3 \times 11$

$$\begin{array}{r|l} 2 & 128 \\ 2 & 64 \\ 2 & 32 \\ 2 & 16 \\ 2 & 8 \\ 2 & 4 \\ & 2 \end{array}$$

Factors of 128 =  $2 \times 2 \times 2 \times 2 \times 2 \times 2 \times 2$

- Select prime numbers from 3 to 29

3, 5, 7, 11, 13, 17, 19, 23, 29

- Find the HCF of the following group of numbers HCF of 78, 128, 196

$$\begin{array}{r|l} 2 & 78 \\ 3 & 39 \\ & 13 \end{array}$$

$$78 = 2 \times 3 \times 13$$

$$\begin{array}{r|l} 2 & 128 \\ 2 & 64 \\ 2 & 32 \\ 2 & 16 \\ 2 & 8 \\ 2 & 4 \\ & 2 \end{array}$$

$$128 = 2 \times 2 \times 2 \times 2 \times 2 \times 2 \times 2$$

$$\begin{array}{r|l} 2 & 196 \\ 2 & 98 \\ & 49 \end{array}$$

$$196 = 2 \times 2 \times 49$$

$$\text{HCF} = 2$$

- Find LCM of 84, 92, 76

$$\text{LCM} = \begin{array}{r|l} 2 & 84, 92, 76 \\ 2 & 42, 46, 38 \\ 3 & 21, 23, 19 \\ & 7, 23, 19 \end{array}$$

$$\text{LCM} = 2 \times 2 \times 3 \times 7 \times 23 \times 19 = 36708$$

- To find out the LCM of 36, 108, 60

$$\begin{array}{r|l} 2 & 36, 108, 60 \\ 2 & 18, 54, 30 \\ 3 & 9, 27, 15 \\ 3 & 3, 9, 5 \\ & 1, 3, 5 \end{array}$$

LCM of the number

$$36, 108, 60 = 2 \times 2 \times 3 \times 3 \times 3 \times 5 = 540$$

The necessity of finding LCM and HCF arises in subtraction and addition of fractions.

Unit, Fractions - Fractions - Addition, subtraction, multiplication & division

**Description**

A minimal quantity that is not a whole number. For e.g. .

$\frac{1}{5}$  a vulgar fraction consists of a numerator and denominator.

**Numerator/Denominator**

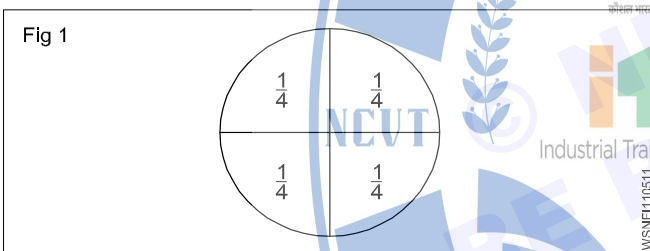
The number above the line in a vulgar fraction showing how many of the parts indicated by the denominator are taken is the numerator. The total number of parts into which the whole quantity is divided and written below the line in a vulgar fraction is the denominator. e.g.

$\frac{1}{4}, \frac{3}{4}, \frac{7}{12}$   
 1,3,7 - numerators                      4,12 - denominators

**Fraction: Concept**

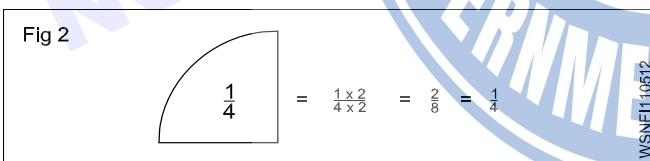
Every number can be represented as a fraction.e.g.

$1\frac{1}{4} = \frac{5}{4}$ , A full number can be represented as an apparent fraction.e.g. (Fig 1)



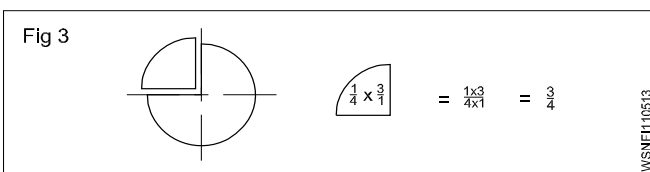
**Fraction: Value**

The value of a fraction remains the same if the numerator and denominator of the fraction are multiplied or divided by the same number.(Fig 2)



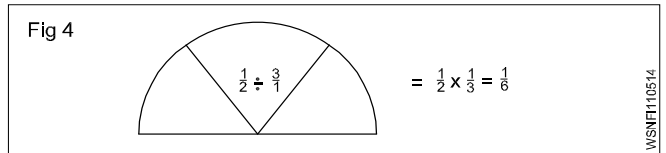
**Multiplication**

When fractions are to be multiplied, multiply all the numerators to get the numerator of the product and multiply all the denominators to form the denominator of the product. (Fig 3)



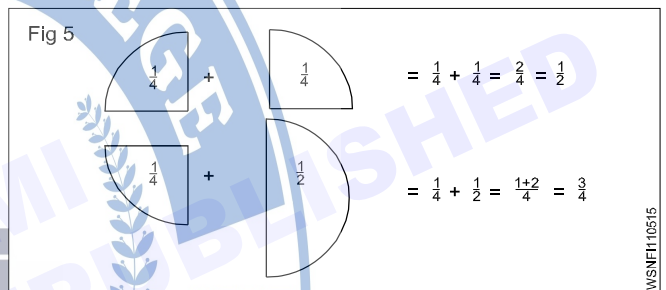
**Division**

When a fraction is divided by another fraction the dividend is multiplied by the reciprocal of the divisor. (Fig 4)



**Addition and Subtraction**

The denominators of the fractions should be the same when adding or subtracting the fractions. Unequal denominators must first be formed into a common denominator. It is the lowest common denominator and it is equal to the product of the most common prime numbers of the denominators of the fractions in question.(Fig 5)



**Examples**

• Multiply  $\frac{3}{4}$  by  $\frac{2}{3}$ ,

$$\frac{3}{4} \times \frac{2}{3} = \frac{6}{12} = \frac{1}{2}$$

• Divide  $\frac{3}{8}$  by  $\frac{3}{4}$ ,

$$\frac{3}{8} \div \frac{3}{4} = \frac{3}{8} \times \frac{4}{3} = \frac{1}{2}$$

• Add  $\frac{3}{4}$  and  $\frac{2}{3}$ ,

$$\frac{3}{4} + \frac{2}{3} = \frac{9}{12} + \frac{8}{12} = \frac{17}{12} = 1\frac{5}{12}$$

• sub  $\frac{7}{16}$  from  $\frac{17}{32}$

$$\frac{17}{32} - \frac{7}{16} = \frac{17}{32} - \frac{14}{32} = \frac{(17 - 14)}{32} = \frac{3}{32}$$

## Types of fractions

- Proper fractions are less than unity. Improper fractions have their numerators greater than the denominators.
- A mixed number has a full number and a fraction.

## Addition of fraction

$$\text{Add } \frac{1}{2} + \frac{1}{8} + \frac{5}{12}$$

To add these fractions we have to find out L.C.M of denominators 2,8,12.

Find L.C.M of 2,8,12

Step 1 L.C.M

2	2,8,12
2	1,4,6
	1,2,3

Factors are 2,2,2,3

Hence L.C.M =  $2 \times 2 \times 2 \times 3 = 24$

Step 2

$$\begin{aligned} \frac{1}{2} + \frac{1}{8} + \frac{5}{12} &= \frac{12}{24} + \frac{3}{24} + \frac{10}{24} \\ &= \frac{12+3+10}{24} = \frac{25}{24} = 1\frac{1}{24} \end{aligned}$$

## Subtraction of fraction

subtract  $9\frac{15}{32}$  from  $17\frac{9}{16}$  or  $(17\frac{9}{16} - 9\frac{15}{32})$

Step 1: Subtract whole number first  $17 - 9 = 8$

Step 2: L.C.M of 16,32 = 32

Since number 16 divides the number 32

$$\text{Subtracting fractions} = \frac{3}{32}$$

Adding with whole number from Step 1

$$\text{we get } 8 + \frac{3}{32} = 8\frac{3}{32}$$

## Common fractions

Problems with plus and minus sign

Example

$$\text{solve } 3\frac{3}{4} + 6\frac{7}{8} - 4\frac{5}{16} - \frac{9}{32}$$

Rule to be followed

- 1 Add all whole numbers
- 2 add all + Numbers
- 3 Add all - Numbers
- 4 Find L.C.M of all denominators

Solution

Step 1: Add whole numbers =  $3 + 6 - 4 = 5$

$$\text{Step 2: Add fractions} = \frac{3}{4} + \frac{7}{8} - \frac{5}{16} - \frac{9}{32}$$

L.C.M of 4,8,16,32 is 32

$$\begin{aligned} & \frac{24 + 28 - 10 - 9}{32} \\ &= \frac{52 - 19}{32} \\ &= \frac{33}{32} = 1\frac{1}{32} \end{aligned}$$

Step 3: Adding again with the whole number

$$\text{we get } 5 + 1\frac{1}{32} = 6\frac{1}{32}$$

## Examples

### Common fractions

Multiply

Skill India  
कोशल भारत - कुशल भारत

$$\text{a } \frac{3}{8} \text{ by } \frac{4}{7} = \frac{3}{8} \times \frac{4}{7} = \frac{3}{14}$$

$$\text{b } \frac{2}{3} \times \frac{3}{4} \times \frac{5}{8} = \frac{5}{16}$$

Division

$$\text{a } \frac{5}{16} \div \frac{5}{32} = \frac{5}{16} \times \frac{32}{5} = 2$$

$$\text{b } 4\frac{2}{3} \div 3\frac{1}{7} = \frac{14}{3} \div \frac{22}{7} = \frac{14}{3} \times \frac{7}{22} = \frac{49}{33} = 1\frac{16}{33}$$

Addition

$$\frac{1}{2} + \frac{1}{4} + \frac{1}{8}$$

L.C.M = 2,4,8 = 8

$$\frac{1}{2} + \frac{1}{4} + \frac{1}{8} = \frac{4+2+1}{8} = \frac{7}{8}$$

Subtraction

$$5\frac{1}{4} - 3\frac{3}{4} = 5 - 3 + \frac{1}{4} - \frac{3}{4}$$

$$= 2 + \frac{1}{4} - \frac{3}{4} = 2 - \frac{2}{4}$$

$$= \frac{9}{4} - \frac{3}{4} = \frac{9-3}{4}$$

$$= \frac{6}{4} = \frac{3}{2} = 1\frac{1}{2}$$

# Assignment

1 Convert the following into improper fractions.

a  $1\frac{2}{7} = \underline{\hspace{2cm}}$

b  $4\frac{3}{5} = \underline{\hspace{2cm}}$

c  $3\frac{3}{5} = \underline{\hspace{2cm}}$

2 Convert the following into mixed numbers.

a  $\frac{12}{11} = \underline{\hspace{2cm}}$

b  $\frac{36}{14} = \underline{\hspace{2cm}}$

c  $\frac{18}{10} = \underline{\hspace{2cm}}$

3 Place the missing numbers.

a  $\frac{11}{13} = \frac{x}{91}$  \_\_\_\_\_

b  $\frac{3}{5} = \frac{42}{x}$  \_\_\_\_\_

c  $\frac{9}{14} = \frac{x}{98}$  \_\_\_\_\_

4 Simplify.

a  $\frac{45}{60} = \underline{\hspace{2cm}}$

b  $\frac{8}{12} = \underline{\hspace{2cm}}$

c  $\frac{12}{14} = \underline{\hspace{2cm}}$

5 Multiply.

a  $5 \times \frac{2}{3} = \underline{\hspace{2cm}}$

b  $\frac{3}{4} \times 2 = \underline{\hspace{2cm}}$

c  $\frac{3}{4} \times \frac{5}{6} = \underline{\hspace{2cm}}$

6 Divide

a  $\frac{1}{4} \div \frac{3}{4} = \underline{\hspace{2cm}}$     b  $6 \div \frac{3}{4} = \underline{\hspace{2cm}}$

c  $\frac{3}{4} \div \frac{2}{7} = \underline{\hspace{2cm}}$

7 Place the missing numbers.

a  $\frac{2}{3} = \frac{1}{12} \times \underline{\hspace{2cm}}$     b  $\frac{14}{24} = \frac{1}{12} \times \underline{\hspace{2cm}}$

c  $\frac{7}{8} = \frac{1}{12} \times \underline{\hspace{2cm}}$

8 Add the followings:

a  $\frac{3}{4} + \frac{7}{12} = \underline{\hspace{2cm}}$

b  $\frac{7}{8} + \frac{3}{4} = \underline{\hspace{2cm}}$

c  $\frac{3}{5} + \frac{4}{5} + \frac{3}{8} = \underline{\hspace{2cm}}$

d  $6\frac{1}{4} + 1\frac{7}{12} + 3\frac{7}{9} = \underline{\hspace{2cm}}$

9 Subtract

a  $\frac{4}{5} - \frac{2}{5} = \underline{\hspace{2cm}}$     b  $\frac{5}{6} - \frac{3}{4} = \underline{\hspace{2cm}}$

10 Simplify

a  $2\frac{6}{7} - \frac{3}{8} - \frac{1}{3} - 1\frac{1}{16} = \underline{\hspace{2cm}}$

b  $2\frac{2}{7} - \frac{5}{6} + 8 = \underline{\hspace{2cm}}$

c  $3\frac{7}{9} - \frac{3}{5} + 1\frac{3}{4} - 2 + \frac{1}{2} = \underline{\hspace{2cm}}$

11 Express as improper fractions

a  $5\frac{3}{4}$

b  $3\frac{5}{64}$

Unit, Fractions - Decimal fractions - Addition, subtraction, multiplication & division

**Description**

Decimal fraction is a fraction whose denominator is 10 or powers of 10 or multiples of 10 (i.e.) 10, 100, 1000, 10000 etc. Meaning of a decimal number:-

12.3256 means

$$(1 \times 10) + (2 \times 1) + \frac{3}{10} + \frac{2}{100} + \frac{5}{1000} + \frac{6}{10000}$$

**Representation**

The denominator is omitted. A decimal point is placed at different positions of the number corresponding to the magnitude of the denominator

Ex.  $\frac{5}{10} = 0.5, \frac{35}{100} = 0.35, \frac{127}{10000} = 0.0127, \frac{3648}{1000} = 3.648$

**Addition and subtraction**

Arrange the decimal fractions in a vertical order, placing the decimal point of each fraction to be added or subtracted, in succession one below the other, so that all the decimal points are arranged in a straight line. Add or subtract as you would do for a whole number and place the decimal point in the answer below the column of decimal points.

Decimal fractions less than 1 are written with a zero before the decimal point. Example:  $45/100 = 0.45$  (and not simply .45)

Add  $0.375 + 3.686$

$$\begin{array}{r} 0.375 \\ 3.686 \\ \hline 4.061 \end{array}$$

Subtract 18.72 from 22.61

$$\begin{array}{r} 22.61 \\ 18.72 \\ \hline 3.89 \end{array}$$

**Multiplication**

Ignore the decimal points and multiply as whole numbers. Find the total number of digits to the right of the decimal point. Insert the decimal point in the answer such that the number of digits to the right of the decimal point equals to the sum of the digits found to the right of the decimal points in the problem.

Multiply 2.5 by 1.25

=  $25 \times 125 = 3125$ . The sum of the figures to the right of decimal point is 3. Hence the answer is 3.125.

**Division**

Move the decimal point of the divisor to the right to make it a full number. Move the decimal point in the dividend to

the same number of places, adding zeroes if necessary. Then divide.


Divide 0.75 by 0.25

$$\begin{array}{r} 0.25 \overline{)0.75} \\ 0.75 \times \frac{100}{100} = \frac{75}{25} \\ 25 \overline{)75} = 3 \end{array}$$

**Move the decimal point in the multiplicand to the right to one place if the multiplier is 10, and to two places if the multiplier is 100 and so on. When dividing by 10 move the decimal point one place to the left, and, if it is by 100, move them point by two places and so on.**

**Example**

Allowance allowing 3 mm for cutting off each pin, how many pins can be made from a 900 mm long bar and how much material will be left out?



Total Length of pin	= 2.25 + 55.36 + 12.18
	= 69.79 mm
Cutting allowance	= 3 mm
Total Length	= length of pin + cutting allowance
	= 69.79 mm + 3 mm
	= 72.79 mm
Length of the bar	= 900 mm
No. of pins to be cut	= $\frac{900}{72.79} = 12.394$
	= 12 pins
Left out material	= Total length - length of pin + cutting allowance
	= 900 - 12 x 69.79 + 12 x 3
	= 900 - 837.48 + 36
	= 900 - 873.48
Left out length	= 26.52 mm

### Conversion of Decimals into fractions and vice-versa

- Convert decimal into fractions

#### Example

Convert 0.375 to a fraction

Now place 1 under the decimal point followed by as many zeros as there are numbers

$$0.375 = \frac{375}{1000} = \frac{15}{40} = \frac{3}{8}$$

$$0.375 = \frac{3}{8}$$

- Convert fraction into decimal

#### Example

- Convert  $\frac{9}{16}$  to a decimal

Proceed to divide  $\frac{9}{16}$  in the normal way of division but put zeros (as required) after the number 9 (Numerator)

$$\begin{array}{r} 0.5625 \\ 16 \overline{)90000} \\ \underline{80} \phantom{00} \\ 100 \phantom{00} \\ \underline{96} \phantom{00} \\ 40 \phantom{00} \\ \underline{32} \phantom{00} \\ 80 \phantom{00} \\ \underline{80} \phantom{00} \\ 0 \phantom{00} \end{array}$$

$$\frac{9}{16} = 0.5625$$

#### Recurring decimals

While converting from fraction to decimals, some fractions can be divided exactly into a decimal. In some fractions the quotient will not stop. It will continue and keep recurring. These are called recurring decimals.

#### Examples

- convert  $\frac{1}{3}, \frac{2}{3}, \frac{1}{7}$

a  $\frac{1}{3} = \frac{10000}{3} = 0.3333$  – Recurring

b  $\frac{2}{3} = \frac{20000}{3} = 0.666$  – Recurring

c  $\left(\frac{1}{7} = \frac{10000}{7} = 0.142857142\right)$  – Recurring

### Method of writing approximations in decimals

$$1.73556 = 1.7356 \text{ Correct to 4 decimal places}$$

$$5.7343 = 5.734 \text{ Correct to 3 decimal places}$$

$$0.9345 = 0.94 \text{ Correct to 2 decimal places}$$

### Multiplication and division by 10, 100, 1000

#### Multiplying decimals by 10

A decimal fraction can be multiplied by 10, 100, 1000 and so on by moving the decimal point to the right by as many places as there are zeros in the multiplier.

- $4.645 \times 10 = 46.45$  (one place)
- $4.645 \times 100 = 464.5$  (two places)
- $4.645 \times 1000 = 4645$  (three places)

#### Dividing decimals by 10

A decimal fraction can be divided by 10, 100, 1000 and so on, by moving the decimal point to the left by as many places as required in the divisor by putting zeros

#### Examples

- $3.732 \div 10 = 0.3732$  (one place)
- $3.732 \div 100 = 0.03732$  (two places)
- $3.732 \div 1000 = 0.003732$  (three places)

#### Examples

- Rewrite the following number as a fraction

$$453.273$$

$$453.273$$

$$= (4 \times 100) + (5 \times 10) + (3 \times 1) + \frac{2}{10} + \frac{7}{100} + \frac{3}{1000}$$

$$= 453 \frac{273}{1000}$$

- Write the representation of decimal places in the given number 0.386

- 3 - 1st decimal place
- 8 - 2nd decimal place
- 6 - 3rd decimal place

- Write approximations in the following decimals to 3 places.

a  $6.9453 \longrightarrow 6.945$

b  $8.7456 \longrightarrow 8.746$

- Convert fraction to decimal

$$\frac{21}{24} = \frac{7}{8} = 0.875$$

- Convert decimal to fraction

$$0.0625 = \frac{625}{10000} = \frac{5}{80} = \frac{1}{16}$$

## Assignment

- 1 Write down the following decimal numbers in the expanded form.
- a 514.726  
b 902.524
- 2 Write the following decimal numbers from the expansion.
- a  $500 + 70 + 5 + \frac{3}{10} + \frac{2}{100} + \frac{9}{1000}$   
b  $200 + 9 + \frac{1}{10} + \frac{3}{100} + \frac{5}{1000}$
- 3 Convert the following decimals into fractions in the simplest form.
- a 0.72  
b 5.45  
c 3.64  
d 2.05
- 4 Convert the following fraction into decimals
- a  $\frac{3}{5}$   
b  $\frac{10}{4}$   
c  $24 \frac{54}{1000}$   
d  $\frac{12}{25}$   
e  $\frac{8}{25}$   
f  $1 \frac{3}{25}$
- 5 Addition of decimals
- a  $4.56 + 32.075 + 256.6245 + 15.0358$   
b  $462.492 + 725.526 + 309.345 + 626.602$
- 6 Subtract the following decimals
- a  $612.5200 - 9.6479$   
b  $573.9246 - 215.6000$
- 7 Add and subtract the following
- a  $56.725 + 48.258 - 32.564$   
b  $16.45 + 124.56 + 62.7 - 3.243$
- 8 Multiply the following
- a By 10,100,1000  
i  $3.754 \times 10$   
ii  $8.964 \times 100$   
iii  $2.3786 \times 1000$   
iv  $0.005 \times 1000$   
b By whole numbers  
i  $8.4 \times 7$   
ii  $56.72 \times 8$   
c By another decimal figure (use calculator)  
i  $15.64 \times 7.68$   
ii  $2.642 \times 1.562$
- 9 Divide the following
- a  $\frac{62.5}{25}$   
b  $\frac{64.56}{10}$   
c  $\frac{0.42}{100}$   
d  $\frac{48.356}{1000}$
- 10 Division
- a  $\frac{16.8}{1.2}$   
b  $\frac{1.54}{1.1}$
- 11 Change the fraction into a decimal
- i  $1 \frac{5}{8}$   
ii  $\frac{12}{25}$
- 12 Find the value  
 $20.5 \times 40 \div 10.25 + 18.50$

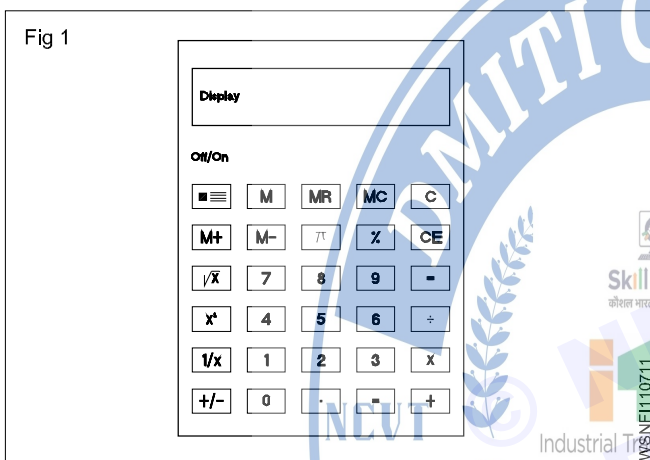
Unit, Fractions - Solving problems by using calculator

A pocket calculator allows to spend less time in doing tedious calculations. A simple pocket calculator enables to do the arithmetical calculations of addition, subtraction, multiplication and division, while a scientific type of calculator can be used for scientific and technical calculations also.

No special training is required to use a calculator. But it is suggested that a careful study of the operation manual of the type of the calculator is essential to become familiar with its capabilities. A calculator does not think and do. It is left to the operator to understand the problem, interpret the information and key it into the calculator correctly.

- + Addition key
- Subtraction key
- × Multiplication key
- ÷ Division key
- = Equals key to display the result

Constructional Details (Fig 1)



The keyboard is divided into five clear and easily recognizable areas and the display.

• Data entry keys

The entry keys are from 0 ..... to 9

and a key for the decimal point .

• Clearing keys

These keys have the letter 'C'

C CLR Clear totally

CE Clear entry only

CM , MC Clear memory

• Function keys

- π Pi key
- √x Square root key
- % Percentage key
- +/- Sign change key
- x<sup>2</sup> Square key

1/x Reciprocal key

• Memory keys

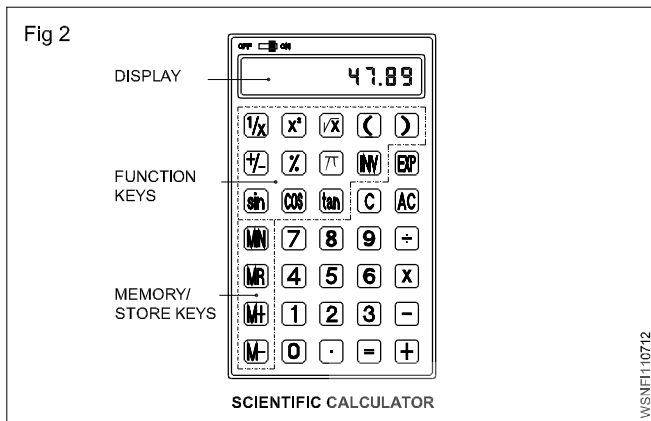
M Store the display number

M+ The displayed value is added to the memory

M- The displayed value is subtracted from the memory

MR RCL The stored value is recalled on to the display

Further functional keys included in Scientific calculators are as shown in Fig 2.



Rules and Examples:

- **Addition:** Example  $18.2 + 5.7$

Sequence	Input	Display
Input of the 1st term of the sum	1 8 . 2	18.2
Press + key	+	18.2
Input 2nd term of the sum. the first term goes into the register	5 . 7	5.7
Press the = key	=	23.9

- **Subtraction:** Example  $128.8 - 92.9$

Sequence	Input	Display
Enter the subtrahend	1 2 8 . 8	128.8
Press - key	-	128.8
Enter the minuend. The subtrahend goes into the register	9 2 . 9	92.9
Press the = key	=	35.9

**Sin Cos Tan ( )** For trigonometric functions and for brackets

**Exp** Exponent key

**INV** Some of the keys have coloured lettering above or below them. To use a function in coloured lettering, press INV key. INV will appear on the display. Then press the key that the coloured lettering identifies. INV will disappear from the display.

**log**, **INV**, **10<sup>x</sup>** to obtain the logarithm of the displayed number and the antilogarithm of the displayed value.

**INV**, **R-P** to convert displayed rectangular coordinates into polar coordinates.

**INV**, **P-R** to convert displayed polar coordinates into rectangular coordinates.

#### • The display

The display shows the input data, interim results and answers to the calculations.

**The arrangement of the areas can differ from one make to another. Keying in of the numbers is done via. an internationally agreed upon set of ten keys in the order that the numbers are written.**

- **Multiplication:** Example  $0.47 \times 2.47$

Sequence	Input	Display
Enter multiplicand	. 4 7	0.47
Press x key	x	0.47
Enter multiplier, multiplicand goes to register	2 . 4 7	2.47
Press = key	=	1.1609

- **Division:** Example  $18.5/2.5$

Sequence	Input	Display
Enter the dividend	1 8 . 5	18.5
Press ÷ Key	÷	18.5
Enter the divisor goes to the register	2 . 5	2.5
Press = key	=	7.4

- **Multiplication & Division:**  
Example : 2.5 x 7.2 / 4.8 x 1.25

Sequence	Input	Display
Enter 2.5	2 . 5	2.5
Press x key	x	2.5
Enter 7.2	7 . 2	7.2
Press ÷ key	÷	18
Enter Open bracket	(	
Enter 4.8	4 . 8	4.8
Press x key	x	4.8
Enter 1.25	1 . 2 5	1.25
Enter Close bracket	)	6
Press = key	=	3.0

- **Percentage:** Example 12% of 1500

Sequence	Input	Display
Enter 1500	1 5 0 0	1500
Press x key	x	1500
Enter 12	1 2	12
Press INV %	INV %	12
Press = key	=	180

- Store in memory Example (2+6) (4+3)

Sequence	Input	Display
Workout for the first bracket	2 + 6 =	2 2 6 8
Store the first result in	STO M	8
x	or M+	
Workout for the 2nd bracket	4 + 3 =	4 4 3 7
Press x key	x	7
Recall memory	RCL or MR	8
Press = key	=	56

- **Square root:** Example  $\sqrt{2} + \sqrt{3 \times 5}$

Sequence	Input	Display
Enter 2	2	2
Press $\sqrt{a}$ key	$\sqrt{a}$	1.414
Press + key	+	1.414
Press bracket key	(	1.414
Enter 3	3	3
Press $\sqrt{a}$ key	$\sqrt{a}$	1.732
Press x key	x	1.732
Enter 5	5	5
Press $\sqrt{a}$ key	$\sqrt{a}$	2.236
Press bracket close key	)	3.873
Press = key	=	5.2871969
	2 $\sqrt{a}$ + ( 3 $\sqrt{a}$ x 5 $\sqrt{a}$ ) =	5.2871969

$$\sqrt{2} + \sqrt{3 \times 5} = 5.287$$

- **Common logarithm:** Example log 1.23

Sequence	Input	Display
	1 . 2 3 log =	0.0899051

- **Power:** Example  $123 + 30^2$

Sequence	Input	Display
	1 2 3 + 3 0 INV X <sup>2</sup> =	1023

- Before starting the calculations be sure to press the 'ON' key and confirm that '0' is shown on the display.
- Do not touch the inside portion of the calculator. Avoid hard knocks and unduly hard pressing of the keys.
- Maintain and use the calculator in between the two extreme temperatures of 0° and 40° C.

- Never use volatile fluids such as lacquer, thinner, benzene while cleaning the unit.
- Take special care not to damage the unit by bending or dropping.
- Do not carry the calculator in your hip pocket.

## Assignment

1 Using calculator solve the following

- a  $625 + 3467 + 20 + 341 + 6278 =$  \_\_\_\_\_
- b  $367.4 + 805 + 0.7 + 7.86 + 13.49 =$  \_\_\_\_\_
- c  $0.043 + 1.065 + 13.0 + 34.76 + 42.1 =$  \_\_\_\_\_
- d  $47160 + 1368.4 + 0.1 + 1.6901 + 134.267 =$  \_\_\_\_\_

2 Using calculator simplify the following

- a  $24367 - 4385 =$  \_\_\_\_\_
- b  $9.643 - 0.7983 =$  \_\_\_\_\_
- c  $4382.01 - 381.3401 =$  \_\_\_\_\_
- d  $693.42 - 0.0254 =$  \_\_\_\_\_

3 Using calculator find the values of the following

- a  $23 \times 87 =$  \_\_\_\_\_
- b  $1376 \times 0.81 =$  \_\_\_\_\_
- c  $678 \times 243 =$  \_\_\_\_\_
- d  $0.75 \times 0.24 =$  \_\_\_\_\_

4 Using calculator solve the following

- a  $22434 \div 3 =$  \_\_\_\_\_
- b  $4131 \div 243 =$  \_\_\_\_\_
- c  $469890 \div 230 =$  \_\_\_\_\_
- d  $3.026 \div 0.89 =$  \_\_\_\_\_

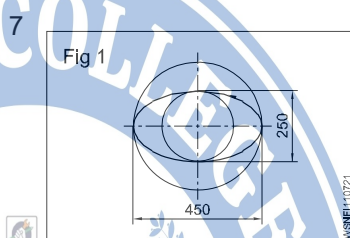
5 Solve the following

- a  $\frac{1170 \times 537.5}{13 \times 215} =$  \_\_\_\_\_
- b  $\frac{28.2 \times 18 \times 3500}{1000 \times 3 \times 0.8} =$  \_\_\_\_\_

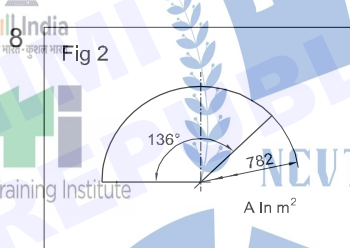
6 Solve the following

- a  $\frac{(634 + 128) \times (384 - 0.52)}{8 \times 0.3} =$  \_\_\_\_\_

b  $\frac{(389 - 12.2) \times (842 - 0.05 - 2.6)}{(3.89 - 0.021) \times (28.1 + 17.04)} =$  \_\_\_\_\_



2a = 450 mm (major axis)  
 2b = 250 mm (minor axis)  
 Perimeter of the ellipse  
 A = \_\_\_\_\_ metre<sup>2</sup>  
 Hint A =  $\pi \times a \times b$   
 unit<sup>2</sup>

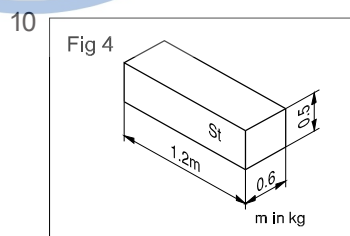


$\phi = 782$  mm  
 $\alpha = 136^\circ$   
 Area of the sector  
 A = \_\_\_\_\_



Hint A =  $\frac{\pi \times d^2}{4} \times \frac{\alpha}{360^\circ}$

d = 1.25 metre  
 V = \_\_\_\_\_ dm<sup>3</sup>  
 Volume of sphere  
 Hint V =  $\frac{4}{3} \pi r^3$



L = 1.2 metres  
 B = 0.6 metre  
 H = 0.5 metre  
 'ρ' (rho) density of steel  
 = 7.85 kg/dm<sup>3</sup>  
 m = \_\_\_\_\_ kg  
 (mass 'm' = V x ρ)